



E-Services Mobile Banking App

How to download the app and activate your device

E-Services

E-Services Mobile Banking app

<https://www.jsafrasarasin.com/e-services>

Prerequisites for using the Mobile Banking app



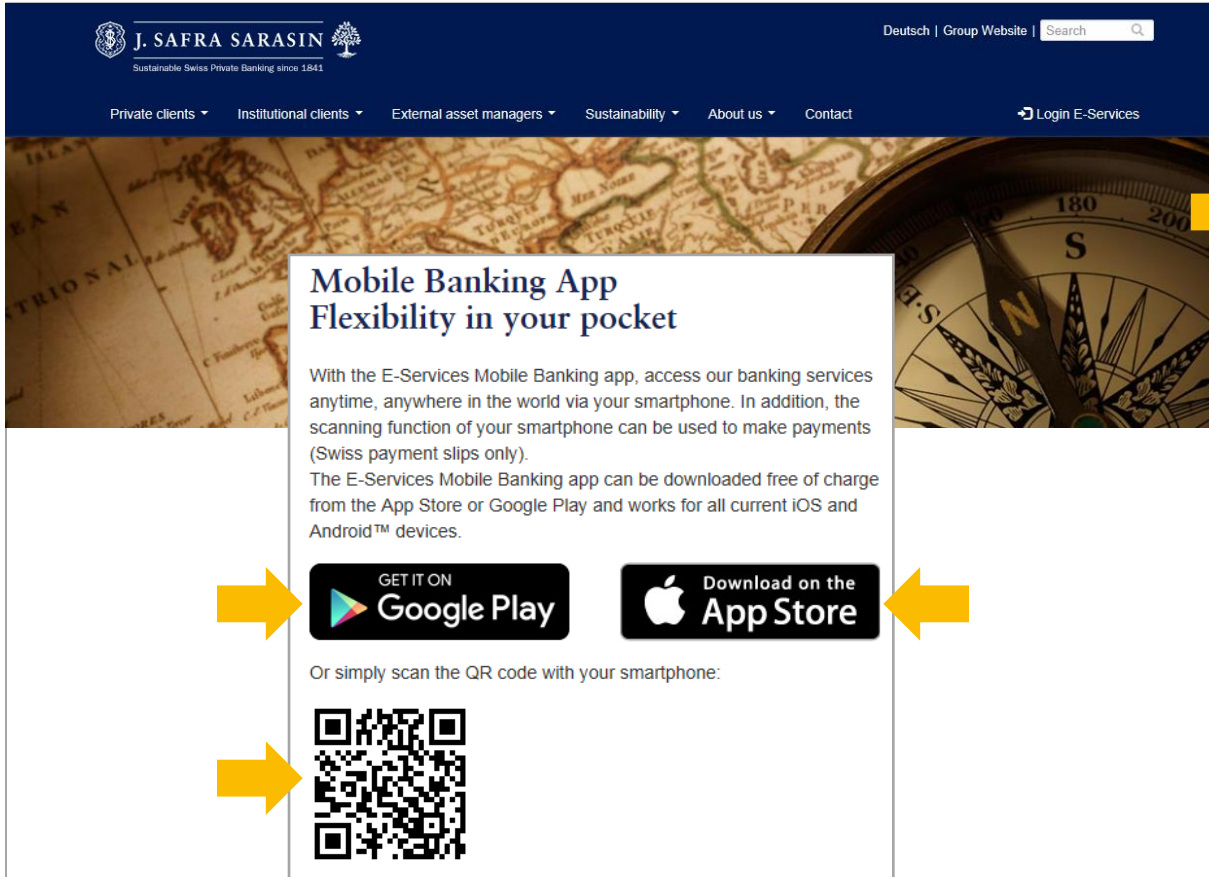
J. SAFRA SARASIN



1. You completed the form «Agreement for the use of E-Services» and registered your mobile phone number
2. You already have a User ID and Password for E-Services
3. You chose to access E-Services by SMS log-in

Step 1: Download the Mobile Banking app from the App Store or Google Play

<https://www.jsafrasarasin.com/e-services>



The screenshot shows the J. Safra Sarasin website header with navigation links: Private clients, Institutional clients, External asset managers, Sustainability, About us, Contact, and Login E-Services. The main content area features a banner with a map and compass, titled "Mobile Banking App Flexibility in your pocket". The text describes the app's features and availability. Below the text are two download buttons: "GET IT ON Google Play" and "Download on the App Store". A QR code is provided for scanning. Yellow arrows point from the text to the buttons and from the buttons to the QR code.

Mobile Banking App Flexibility in your pocket

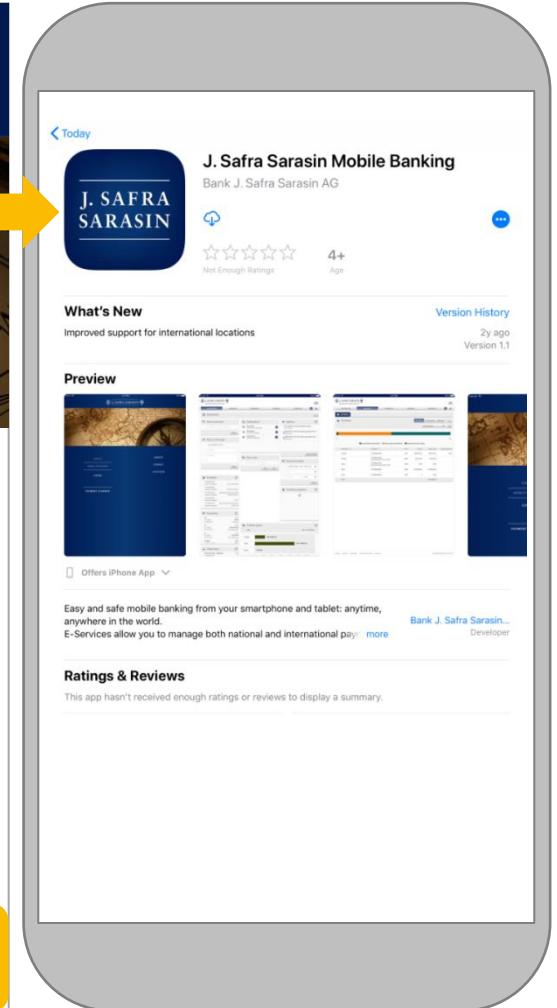
With the E-Services Mobile Banking app, access our banking services anytime, anywhere in the world via your smartphone. In addition, the scanning function of your smartphone can be used to make payments (Swiss payment slips only).
The E-Services Mobile Banking app can be downloaded free of charge from the App Store or Google Play and works for all current iOS and Android™ devices.

[GET IT ON Google Play](#) [Download on the App Store](#)

Or simply scan the QR code with your smartphone:



Click on the download buttons for your respective smartphone device or alternatively scan the QR code to download the app and install it on your smartphone



The screenshot shows the App Store page for the "J. Safra Sarasin Mobile Banking" app. The app is developed by Bank J. Safra Sarasin AG. It has a rating of "Not Enough Ratings" and is suitable for ages 4+. The page includes a "What's New" section with the update "Improved support for international locations" from 2 years ago. A "Preview" section shows screenshots of the app's interface. The "Ratings & Reviews" section is currently empty.

J. Safra Sarasin Mobile Banking

Bank J. Safra Sarasin AG

Not Enough Ratings 4+ Age

What's New

Improved support for international locations [Version History](#)
2y ago
Version 1.1

Preview

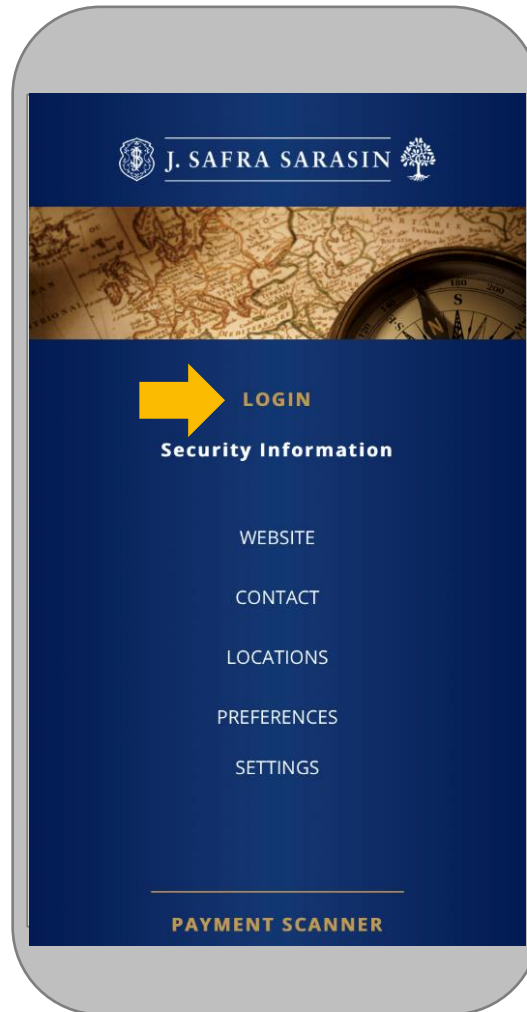
Offers iPhone App

Easy and safe mobile banking from your smartphone and tablet: anytime, anywhere in the world. E-Services allow you to manage both national and international pay: [more](#) [Bank J. Safra Sarasin...](#) Developer

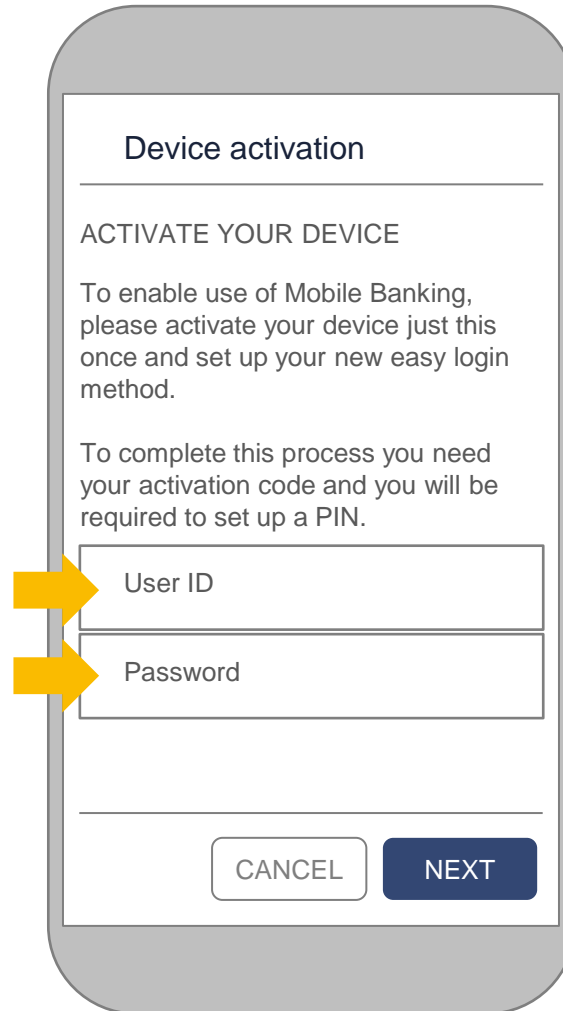
Ratings & Reviews

This app hasn't received enough ratings or reviews to display a summary.

Step 2: Open the Mobile Banking app and click on «Login»



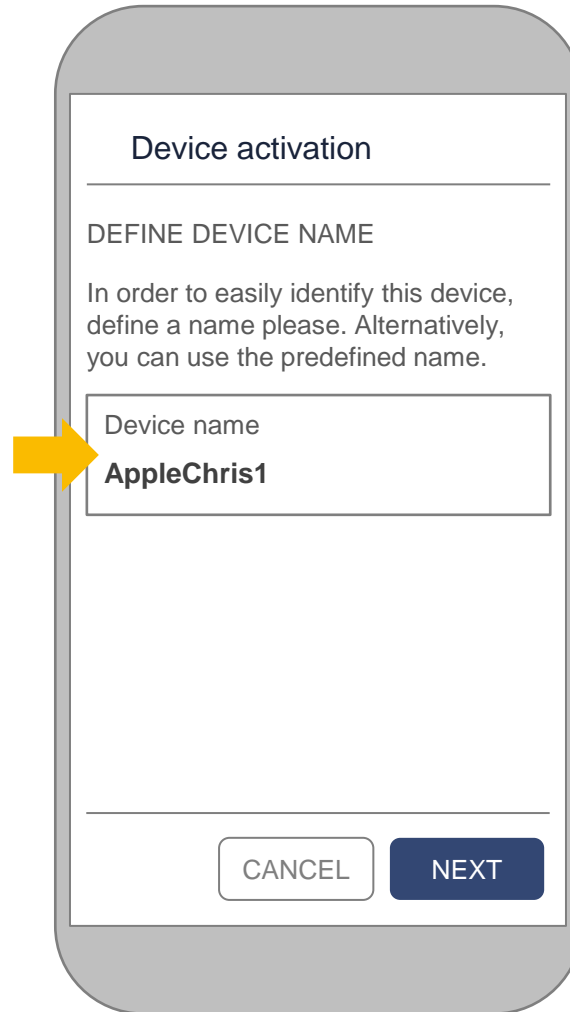
Step 3: Enter your User ID and Password. Click «Next».



The image shows a mobile banking activation screen. At the top, it says "Device activation". Below that, it says "ACTIVATE YOUR DEVICE". The main text reads: "To enable use of Mobile Banking, please activate your device just this once and set up your new easy login method." and "To complete this process you need your activation code and you will be required to set up a PIN." There are two input fields: "User ID" and "Password". Two yellow arrows point to these fields from the left. At the bottom, there are two buttons: "CANCEL" and "NEXT".

The password is the same password you use to log into E-Services E-Banking

Step 4: Define a device name and click «Next»



Device activation

DEFINE DEVICE NAME

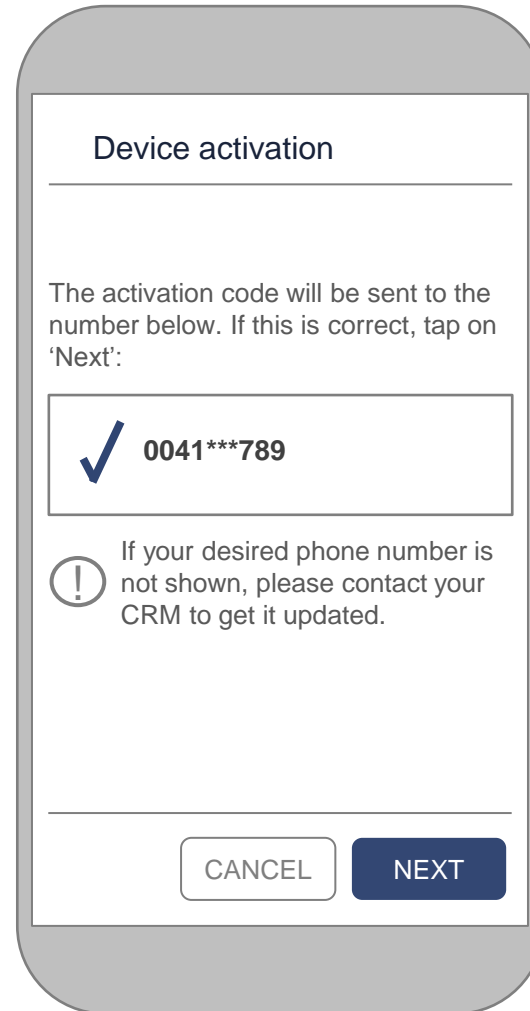
In order to easily identify this device, define a name please. Alternatively, you can use the predefined name.

Device name

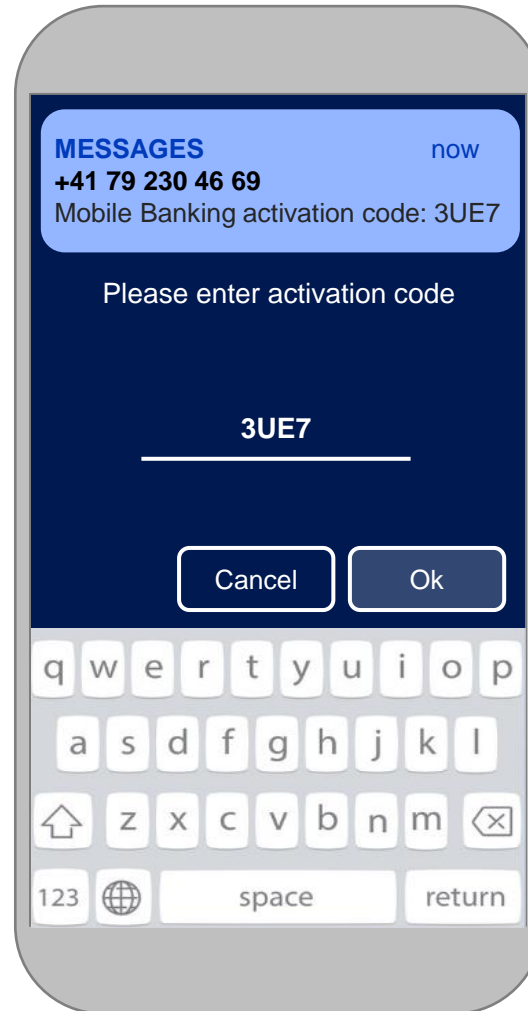
AppleChris1

CANCEL NEXT

Step 5: Verify if your registered mobile phone number is correct and click «Next»



Step 6: Once you receive the activation code on your device, enter the code and click «OK»

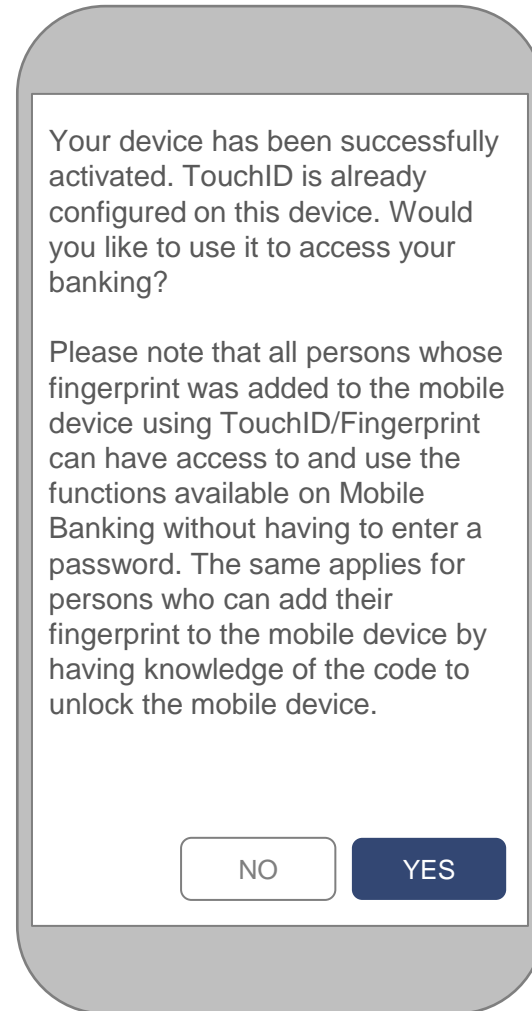


Step 7: Define a new PIN code for the Mobile Banking app. You need to re-enter and confirm it.

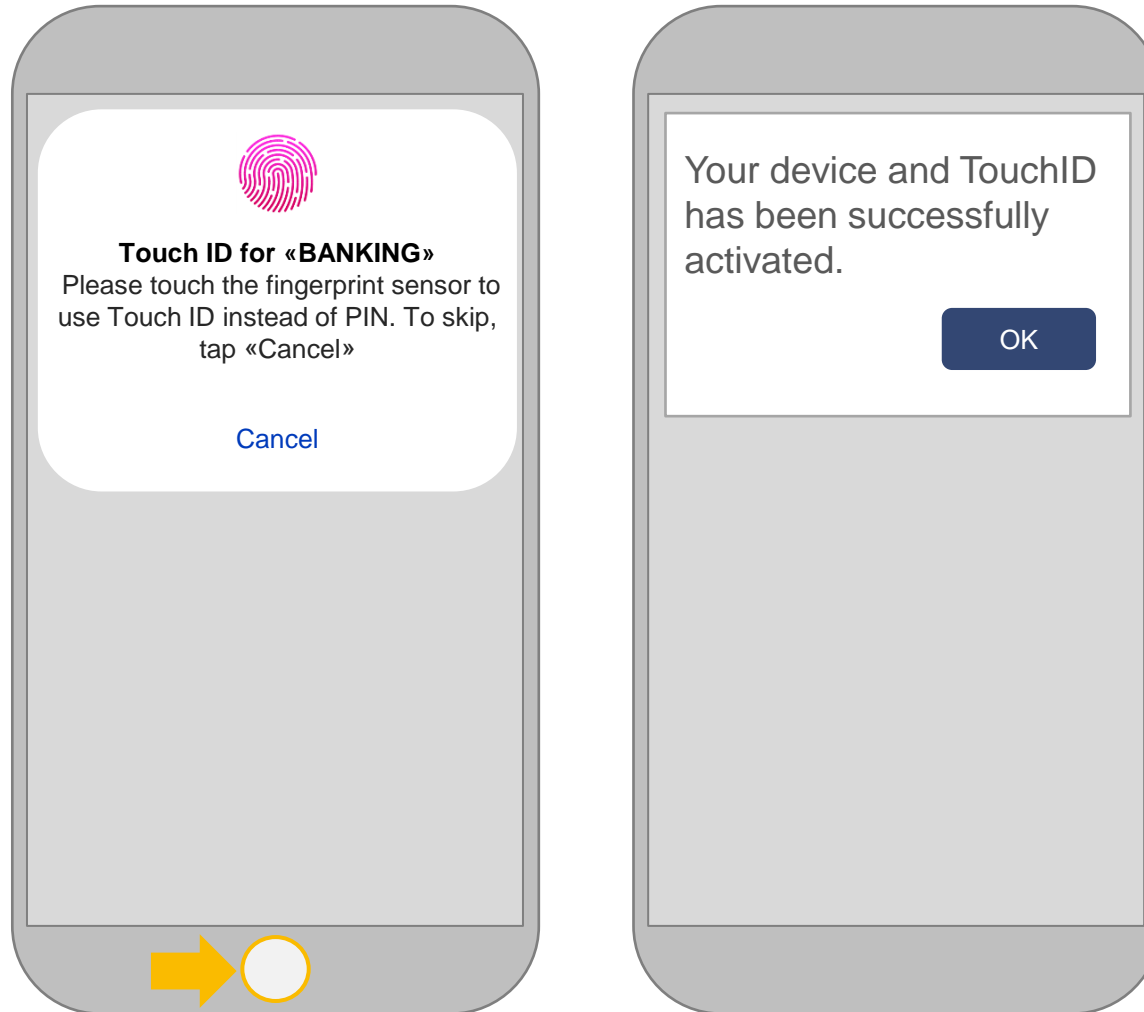


The PIN typically is a 6-digit code you choose yourself

Step 8: The activation confirmation screen is shown. If you like to enable TouchID click «Yes»



Step 9: Touch the fingerprint sensor on your device to use TouchID instead of PIN



You completed the process. Enjoy using our Mobile Banking app !

Important legal information

This material has been prepared by Bank J. Safra Sarasin Ltd, Switzerland (the “Bank”), for information purposes only and for the sole use of the recipient. This material does not constitute any investment advice, recommendation or promotion, offer or solicitation of an offer to buy or sell investments or other specific financial instruments, products or services. It should not be considered as a substitute for individual advice and risk disclosure by a qualified financial, legal or tax advisor. The products or services described in this material may not be suitable for you or may not or only partially be available in the jurisdiction in which you are located.

The Bank does not provide any guarantee or warranty regarding the reliability and completeness of the material and does not assume any liability for any damages incurred as a result of the use of the information contained therein. The content and conditions in this material are subject to change without prior notice.

This material may only be distributed in countries where its distribution is legally permitted. This material is not directed to any person in any jurisdiction where (by reason of that person’s nationality, residence or otherwise) such offering is prohibited. The Bank, or the applicable third party owner, retains all right, title and interest (including copyrights, trademarks, patents, as well as any other intellectual property or other right) in all information and content (including all text, data, graphics and logos) contained in this material.

Except as otherwise specified below, this material is distributed by the Bank.

Switzerland: for information on the collection and processing of personal data and your rights under the applicable data protection law please refer to the Bank’s Data Privacy Statement which can be found on the Bank’s website: www.jsafrasarasin.ch/dataprotection.

Bahamas: this material is made available from The Bahamas to private clients of Bank J. Safra Sarasin (Bahamas) Ltd., an entity which is licensed, regulated and subject to the supervision of the Central Bank of The Bahamas and the Securities Commission of The Bahamas. It is not intended for circulation to nationals or citizens of The Bahamas or persons deemed ‘resident’ in The Bahamas for the purposes of exchange control by the Central Bank of The Bahamas.

Gibraltar: this material is distributed from Gibraltar by Bank J. Safra Sarasin (Gibraltar) Ltd (“BJSS Gibraltar”), First Floor, Neptune House, Marina Bay, PO Box 556, Gibraltar to its clients and prospects. BJSS Gibraltar is a limited company incorporated in Gibraltar with registration number 82334 whose registered offices are 57/63 Line Wall Road, Gibraltar. Authorised by the Gibraltar Financial Services Commission.

Hong Kong: this material is distributed in Hong Kong by Bank J. Safra Sarasin Ltd, Hong Kong Branch (“BJSS Hong Kong”) in the conduct of its business in Hong Kong. BJSS Hong Kong is an authorized institution under the Banking Ordinance (Chapter 155 of the Laws of Hong Kong) and is a registered institution under the Securities and Futures Ordinance (Chapter 571 of the Laws of Hong Kong) (CE Number AHX499) for the purposes of carrying on Types 1 (dealing in securities) and 4 (advising on securities) regulated activities as defined under the Securities and Futures Ordinance. The contents of this material have not been reviewed, registered or authorized, by any regulatory authority in Hong Kong. If you are in doubt about any of the matters detailed herein, you should obtain independent professional advice.

Important legal information

Luxembourg: this material is distributed from Luxembourg by Banque J. Safra Sarasin (Luxembourg) SA, having its registered office at 17–21, Boulevard Joseph II, L-1840 Luxembourg, and being subject to the supervision of the Commission de Surveillance du Secteur Financier –CSSF.

Monaco: this material is distributed from Monaco by Banque J. Safra Sarasin (Monaco) SA, an entity regulated by “the Commission de Contrôle des Activités Financières («CCAF»)”, “the French Autorité de Contrôle Prudentiel et de Résolution («ACPR»)” and the Monaco Government.

Singapore: this material is distributed in Singapore by Bank J. Safra Sarasin Ltd, Singapore Branch (“BJSS Singapore”) in the conduct of its business in Singapore. BJSS Singapore is an exempt financial adviser under the Singapore Financial Advisers Act (Cap. 110), a wholesale bank licensed under the Singapore Banking Act (Cap. 19) and regulated by the Monetary Authority of Singapore (“MAS”). This advertisement has not been reviewed by the MAS. If you are in doubt about any of the matters detailed herein, you should obtain independent professional advice.

United Kingdom: this material is distributed from the UK by Bank J. Safra Sarasin (Gibraltar) Ltd, London Branch (“BJSS London”), 47 Berkeley Square, London, W1J 5AU to its clients and prospects. Registered as a foreign company in the UK number FC027699. Authorised by the Gibraltar Financial Services Commission and subject to limited regulation in the United Kingdom by the Financial Conduct Authority and the Prudential Regulation Authority. Registration number 466838. Registered office 57 – 63 Line Wall Road, Gibraltar.

© 2019 Bank J. Safra Sarasin Ltd. All rights reserved.